

FIRST TIME LOG IN TO GOLFNET

When you arrive on the Golfnet site you will need to **register in order to login to access your dashboard.**

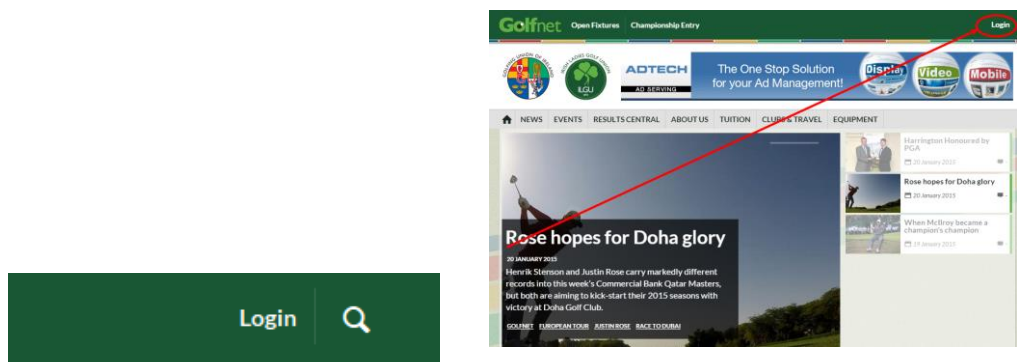


Figure 1.1 Golfnet homepage

To register, locate the 'Login' link at the top right hand corner of the Golfnet homepage. **Click the Login link.**

This will activate the **Golfnet Login page.**

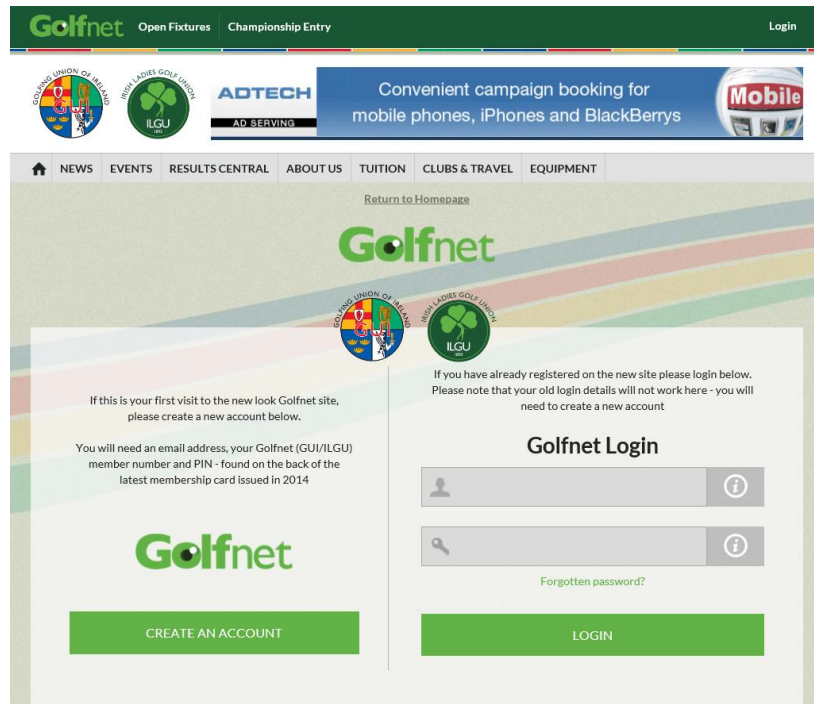
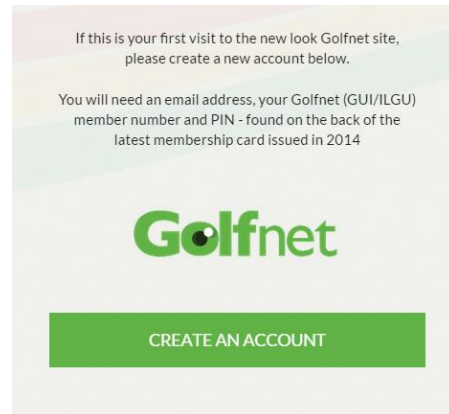


Figure 2.2 Golfnet Login Page

When using the site for the first time, members will be able to register their membership number (this is the same 8 digit number you used on the old Golfnet site).

Select the **Create an Account** option.



You will now be displayed with a screen to register your official member account.

A screenshot of the "Golfnet Registration" page. At the top is the "Golfnet" logo and two circular logos for the "GOLFING UNION OF IRELAND" and "IRISH LADIES GOLF UNION ILGU". The main heading is "Golfnet Registration". Below it are four input fields, each with a placeholder text and an information icon: "Please enter your Membership Number", "Please enter your PIN", "Please enter your Email", and "Please confirm your Email". At the bottom is a green button with the text "SEND VERIFICATION EMAIL".

Golfnet Registration Page

In the Please enter your Membership Number, enter your **Official membership number** – this is the same 8 digit number you used on the old Golfnet site to login

In the Please enter your PIN entry field, enter the PIN which has been provided to you.

In the **Email** entry field enter the email address you wish to use for your account. (Please note, each Golfnet account needs a unique email address associated with it.)

In the **confirm your email** entry field re-enter the email address to ensure it was not mistyped.

Select the **Send Verification Email** option.

Check the email account entered above for an email from Golfnet and follow the instructions within. You will have to click on a link in the email which will take you to a Password screen. Follow the on-screen instructions to generate the password and be sure to keep a note of it.

When you have created your password, another email will be sent confirming your account creation and you will be able to login by following the on-screen prompts.

You can now go and login to access your member dashboard.